


Name _____

LO: I can read and write two-digit numbers in words

Can you match up the numbers to the words?

Six	26
Ten	42
Twelve	10
Twenty Six	63
Forty Two	99
Sixty Three	6
Eighty Six	99
Ninety Nine	12



MATHS - WORKSHEET

CLASS: 1 Multiplication - Fill in the boxes

$1 \times 9 = \square$

$3 \times 8 = \square$

$9 \times 3 = \square$

$4 \times 2 = \square$

$5 \times 3 = \square$

$6 \times 2 = \square$

$8 \times 4 = \square$

$7 \times 3 = \square$

$9 \times 1 = \square$

$6 \times 3 = \square$

$9 \times 3 = \square$

$3 \times 4 = \square$

$6 \times 9 = \square$

$3 \times 2 = \square$

$4 \times 3 = \square$

$7 \times 6 = \square$

$5 \times 2 = \square$

$2 \times 8 = \square$

$3 \times 2 = \square$

$2 \times 7 = \square$

$4 \times 4 = \square$

$1 \times 7 = \square$

$5 \times 7 = \square$

$6 \times 3 = \square$

$2 \times 7 = \square$

$9 \times 1 = \square$

Name: _____

Fill in the blanks

$8 + \square = 9$

$2 + \square = 4$

$\square + 3 = 8$

$6 + \square = 7$

$\square + 4 = 6$

$3 + \square = 5$

$\square + 9 = 9$

$1 + \square = 3$

$1 + \square = 6$

$\square + 1 = 10$

$4 + \square = 9$

$\square + 2 = 3$

$\square + 6 = 10$

$8 + \square = 9$

$\square + 6 = 9$

$2 + \square = 8$

January	February	March	April	May	June	July
August	September	October	November	December		

1. First month of the year

January

2. Last month of the year

3. Month after June

4. Month before September

5. Month between May and July

6. Second month of the year

7. Tenth month of the year

8. Third month of the year

9. Month between March and May

MATHS - WORKSHEET

CLASS: I

Write the numeral

$$4 \text{ Tens} + 1 \text{ Ones} = \underline{\hspace{2cm}}$$

$$9 \text{ Tens} + 8 \text{ Ones} = \underline{\hspace{2cm}}$$

$$5 \text{ Tens} + 2 \text{ Ones} = \underline{\hspace{2cm}}$$

$$7 \text{ Tens} + 8 \text{ Ones} = \underline{\hspace{2cm}}$$

$$2 \text{ Tens} + 5 \text{ Ones} = \underline{\hspace{2cm}}$$

$$8 \text{ Tens} + 6 \text{ Ones} = \underline{\hspace{2cm}}$$

$$3 \text{ Tens} + 1 \text{ One} = \underline{\hspace{2cm}}$$

$$9 \text{ Tens} + 5 \text{ Ones} = \underline{\hspace{2cm}}$$

$$7 \text{ Tens} + 8 \text{ Ones} = \underline{\hspace{2cm}}$$

$$8 \text{ Tens} + 2 \text{ Ones} = \underline{\hspace{2cm}}$$

$$3 \text{ Tens} + 5 \text{ Ones} = \underline{\hspace{2cm}}$$

$$6 \text{ Tens} + 2 \text{ Ones} = \underline{\hspace{2cm}}$$

$$4 \text{ Tens} + 3 \text{ Ones} = \underline{\hspace{2cm}}$$

Name _____

Date _____



COUNTING ON BY 1s AND 10s SHEET 1

Each of these sequences goes up by ones or tens.



Fill in the missing numbers.

1) Count on by 1s

48	49			52		54	
----	----	--	--	----	--	----	--

2) Count on by 10s

24	34		54	64		84	
----	----	--	----	----	--	----	--

3) Count on by 1s

34		36		38	39		
----	--	----	--	----	----	--	--

4) Count on by 10s

16	26		46		66	76	
----	----	--	----	--	----	----	--

5) Count on by 10s

	38	48		68		88	
--	----	----	--	----	--	----	--

6) Count on by 1s

	75		77	78			81
--	----	--	----	----	--	--	----

7) Count on by 10s

	19	29		49		69	
--	----	----	--	----	--	----	--

8) Count on by 1s

88			91		93		
----	--	--	----	--	----	--	--



2ND GRADE

MATH-SALAMANDERS.COM

Adding with pictures, sums to 30

Grade 1 Addition Worksheet

Add the objects and write the sum.


1)  +  =



2)  +  =

3)  +  =

4)  +  =

5)  +  =

6)  +  =



7)  +  =

8)  +  =

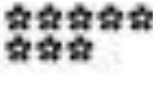

9)  +  =



10)  +  =



11)  +  =

12)  +  =

13)  +  =

14)  +  =

15)  +  =

16)  +  =

Score

10

03-01-01-001-3

Name: _____ Subject: Year 3 Numeracy

Date: _____ Unit: Writing numbers

Write the following numbers in words

1) 5 = _____

2) 14 = _____

3) 26 = _____

4) 35 = _____

5) 76 = _____

6) 108 = _____

7) 410 = _____

8) 342 = _____

9) 121 = _____

10) 943 = _____

>, < or =

1. 35 <input type="text"/> 52	2. 40 <input type="text"/> 74	3. 45 <input type="text"/> 30
4. 84 <input type="text"/> 77	5. 38 <input type="text"/> 64	6. 51 <input type="text"/> 39
7. 43 <input type="text"/> 43	8. 79 <input type="text"/> 28	9. 99 <input type="text"/> 89
10. 23 <input type="text"/> 22	11. 66 <input type="text"/> 77	12. 6 <input type="text"/> 16

See, Say, Write, and Count!

Say the number. Trace the number word. Write the number word.

1	one		
2	two		
3	three		
4	four		
5	five		
6	six		
7	seven		
8	eight		
9	nine		
10	ten		

Circle the number words in the puzzle.



l e i g h t
m p t e n r
f s i x y g
c d n i n e
s e v e n q

six

seven

eight

nine


ten

Name _____

Date _____



MENTAL MATH SHEET A2

1) 13 subtract 4	
2) Double 7	
3) $60 + 8$	
4) Write down the number one hundred twenty six	
5) Which number is greatest? 27 62 45 53	
6) Which month comes before June?	
7) $6 + \underline{\quad} = 11$	
8) Which of these numbers is even? 17 11 25 14 31	
9) 10×3	
10) What is the next number in the sequence? 14, 16, 18, 20, 22, <u> </u>	
11) What number is 1 more than 156?	
12) I have 20¢. I spend 15¢. How much do I have left?	
13) A yard is 3 feet. How many feet in 3 yards?	
14) What is the time? 	
15) Sally has 8 sweets which she shares equally between 2 of her friends. How many do they each get?	
16) Today is Wednesday. What will the day be in 3 days' time? Monday Friday Saturday or Sunday	

Name _____

Date _____



READING AND WRITING 3 DIGIT NUMBERS

SHEET 2

1) Match these numbers to the correct answers.

736	↘	Eight hundred thirteen
813		Three hundred sixty-four
507	→	Seven hundred thirty-six
364		Five hundred seventy
570		Five hundred seven
484		Two hundred ninety-one
291		Four hundred eighty-four

2) Circle the **smallest** number in each line. The first one is done for you.

A	690	<u>147</u>	526
B	348	109	190
C	475	372	285
D	567	704	648
E	473	308	352



Remember - the smallest 3 digit number has the fewest hundreds!



2ND GRADE

MATH-SALAMANDERS.COM



Add 3 single-digit numbers

Grade 1 Addition Worksheet

Find the sum.

1) $4 + 5 + 6 =$ _____ 2) $7 + 6 + 2 =$ _____

3) $1 + 8 + 4 =$ _____ 4) $3 + 7 + 7 =$ _____

5) $8 + 2 + 2 =$ _____ 6) $4 + 9 + 3 =$ _____

7) $2 + 5 + 0 =$ _____ 8) $1 + 0 + 6 =$ _____

9) $3 + 3 + 3 =$ _____ 10) $5 + 1 + 7 =$ _____

11) $1 + 5 + 5 =$ _____ 12) $7 + 6 + 9 =$ _____

13) $9 + 3 + 7 =$ _____ 14) $2 + 8 + 5 =$ _____

15) $2 + 1 + 3 =$ _____ 16) $8 + 5 + 8 =$ _____

17) $6 + 8 + 2 =$ _____ 18) $1 + 8 + 7 =$ _____

19) $9 + 8 + 0 =$ _____ 20) $2 + 3 + 9 =$ _____

Name _____

Date _____

**MULTIPLICATION TO 5X5 MINI GRIDS BLANK****MULTIPLICATION TO 5X5**

X	1	2	3	4	5
1					
2					
3					
4					
5					

MULTIPLICATION TO 5X5

X	1	2	3	4	5
1					
2					
3					
4					
5					

MULTIPLICATION TO 5X5

X	1	2	3	4	5
1					
2					
3					
4					
5					

MULTIPLICATION TO 5X5

X	1	2	3	4	5
1					
2					
3					
4					
5					

Changing a Sentence to Sum

Read the sentences and write them in the form of an addition sum.

1. 2 more than 9 is 11 \Rightarrow + =

2. 6 more than 8 is 14 \Rightarrow + =

3. 2 more than 4 is 6 \Rightarrow + =

4. 4 more than 4 is 8 \Rightarrow + =

5. 2 more than 8 is 10 \Rightarrow + =

6. 6 more than 13 is 19 \Rightarrow + =

7. 2 more than 11 is 13 \Rightarrow + =

8. 2 more than 12 is 14 \Rightarrow + =

9. 5 more than 1 is 6 \Rightarrow + =

10. 2 more than 7 is 9 \Rightarrow + =



Name _____

Date _____



COUNTING BY 1s SHEET 1

Fill in the missing numbers.

1)

23	24		26		28		
----	----	--	----	--	----	--	--

2)

45		47		49		51	
----	--	----	--	----	--	----	--

3)

73	74			77			80
----	----	--	--	----	--	--	----

4)

18		20			23		
----	--	----	--	--	----	--	--

5)

29		31		33			36
----	--	----	--	----	--	--	----

6)

90			93				97
----	--	--	----	--	--	--	----

7)

	32		34			37	
--	----	--	----	--	--	----	--

8)

	13			16			19
--	----	--	--	----	--	--	----

Name _____

Date _____



ADDITION – UP TO 12+12 SHEET 1



1) $3 + 2 =$ _____

11) $2 + 5 =$ _____

2) $2 + 3 =$ _____

12) $5 + 3 =$ _____

3) $1 + 4 =$ _____

13) $7 + 2 =$ _____

4) $4 + 1 =$ _____

14) $1 + 7 =$ _____

5) $5 + 2 =$ _____

15) $5 + 2 =$ _____

6) $6 + 1 =$ _____

16) $4 + 4 =$ _____

7) $0 + 3 =$ _____

17) $2 + 6 =$ _____

8) $3 + 2 =$ _____

18) $1 + 9 =$ _____

9) $5 + 1 =$ _____

19) $3 + 5 =$ _____

10) $2 + 4 =$ _____

20) $8 + 2 =$ _____

Key question: what happens when you change the order of the numbers:
 $3 + 6$ and $6 + 3$; $2 + 5$ and $5 + 2$?



Free Math Sheets, Math Games and Math Print

MATH-SALAMANDERS.COM



1. Write the number that comes after.

29 49 61 99

2. Put the sign $>$ or $<$

54 45

3. Write the number of tens and ones.

95 = tens + ones

4. Circle the even numbers.

20, 21, 22, 23, 24, 25, 26, 27

5. Kate spent \$2 to buy a pencil, \$5 to buy a chocolate and \$5 to buy an eraser. What amount does she spend altogether?

\$

6. Which is smaller:

$30 + 3$ or $30 + 1$?

7. A table has four legs. How many legs are there in 2

tables?



8. Is the shaded region

$\frac{1}{2}$ or $\frac{1}{4}$?

9. Write the numeral one hundred and two in the box.

10. Write the correct numbers in the boxes.

114 = hundreds +

tens + ones.

11. Write the number that comes before.

30 70 83

99

12. Put the sign $>$ or $<$

98 99

13. Write the number of tens and ones.

78 = tens + ones.

14. Circle the odd numbers.

50 51 52 53 54 55 56 57

15. Is the shaded region

$\frac{1}{2}$ or $\frac{1}{4}$?



16. Write the numeral for one hundred and ten in the box.

17. 2 fives are .

18. $2 + 2 + 2 + 2 + 2 =$

19. 3 sixes are .

20. $4 + 4 + 4 + 4 + 4 = 4 \times$ =

Name: _____

Date: _____



+	1	2	3	4	5	6	7	8	9
1									
2									
3									
4									
5									
6									
7									
8									
9									

Name _____

Date _____



MENTAL MATH QUIZ 1:7

1)	What is the total of 3, 5 and 6?	
2)	How many dimes make 30¢?	
3)	Tick all the 3d shapes below. 	
4)	How many more frogs than spiders? 	
5)	How many legs do 3 frogs have?	
6)	$80 + 6$	
7)	I buy 2 pads of paper. Each pad has 10 sheets. How many sheets have I bought?	
8)	How much money? 	c
9)	20 subtract 4	
10)	What is the next number in the sequence? 20, 18, 16, 14, 12, 10, _____	
11)	What digital time does the clock show? 	
12)	How many? 	



Name _____

Date _____

READING, WRITING & COMPARING3 DIGIT NUMBERS SHEET 2

309	176	485	140
824	217	569	629
658	388	912	703

In the table, can you find...?

A number between 300 and 350	309
A number between 650 and 700.	
A number smaller than 150.	
A number between 550 and 630.	
A number that has 3 hundreds.	
A number that has 5 ones.	
A number that has 2 tens.	
A number that has 2 digits the same.	
A number that is less than 10 away from 700	

*Remember 362 is 3 hundreds, 6 tens and 2 ones.*

2ND GRADE

MATH-SALAMANDERS.COM

MATHS - WORKSHEET

CLASS: I

Tens Ones

$$\begin{array}{r} 3 \quad 1 \\ + \quad 5 \\ \hline \\ \hline \end{array}$$

Tens Ones

$$\begin{array}{r} 1 \quad 6 \\ + \quad 4 \\ \hline \\ \hline \end{array}$$

Tens Ones

$$\begin{array}{r} 3 \quad 2 \\ + \quad 5 \\ \hline \\ \hline \end{array}$$

Tens Ones

$$\begin{array}{r} 2 \quad 5 \\ + \quad 3 \\ \hline \\ \hline \end{array}$$

Tens Ones

$$\begin{array}{r} 1 \quad 2 \\ + \quad 7 \\ \hline \\ \hline \end{array}$$

Tens Ones

$$\begin{array}{r} \quad \quad 6 \\ +5 \quad 9 \\ \hline \\ \hline \end{array}$$

Tens Ones

$$\begin{array}{r} +4 \quad 4 \\ \quad \quad 6 \\ \hline \\ \hline \end{array}$$

Tens Ones

$$\begin{array}{r} 5 \quad 2 \\ + \quad 3 \\ \hline \\ \hline \end{array}$$

Tens Ones

$$\begin{array}{r} 4 \quad 3 \\ + \quad 4 \\ \hline \\ \hline \end{array}$$

Tens Ones


$$\begin{array}{r} 7 \quad 4 \\ +2 \quad 5 \\ \hline \\ \hline \end{array}$$


Tens Ones

$$\begin{array}{r} 4 \quad 2 \\ +5 \quad 1 \\ \hline \\ \hline \end{array}$$



Tens Ones

$$\begin{array}{r} \quad \quad 5 \\ +2 \quad 6 \\ \hline \\ \hline \end{array}$$

- Join the dots to make the number 5. 
- What is the second day of the week?
 - Sunday
 - Monday
- How many legs do you have?
- Write the number name of 3.
- How many members are there in your family altogether?
- You get a new baby brother. How many now?
- Colour every first item red and the second item blue.


- How many are coloured red?
- How many are coloured blue?
- Are you celebrating your birthday today?
 - Yes
 - No

- Are all sides equal in a square?
yes no
- Which hand do you use to write with?
left right
- What is the third day of the week?
Wednesday Tuesday
- Write the number name of 8.
- How many eyes do all these people have?


- $3 - 1 =$
- Rearrange the numbers 20, 10, 30, 50, 40
, , , ,
- You have 9 coins. You gave 4 coins to your brother. How many coins do you have now?

- $9 - 4 =$
- Are you going to movie theatre with your parents tonight? Yes No

Name: _____

Subject: Year 2 Numeracy

Date: _____

Unit: Writing numbers

Write the following numbers in words:

1) 11 _____

2) 12 _____

3) 13 _____

4) 14 _____

5) 15 _____

6) 16 _____

7) 17 _____

8) 18 _____

9) 19 _____

10) 20 _____

Write the following numbers in figures:

11) twenty _____

12) thirty _____

13) forty _____

14) fifty _____

15) sixty _____

16) seventy _____

17) eighty _____

18) ninety _____

19) ninety-five _____

20) one hundred _____

Name _____

Date _____



SUBTRACTION – UP TO 12 SHEET 1



1) $3 - 2 =$ _____

2) $5 - 1 =$ _____

3) $8 - 0 =$ _____

4) $4 - 1 =$ _____

5) $5 - 2 =$ _____

6) $6 - 3 =$ _____

7) $9 - 2 =$ _____

8) $10 - 1 =$ _____

9) $5 - 4 =$ _____

10) $8 - 2 =$ _____

11) $9 - 3 =$ _____

12) $7 - 4 =$ _____

13) $11 - 2 =$ _____

14) $8 - 4 =$ _____

15) $5 - 5 =$ _____

16) $7 - 5 =$ _____

17) $8 - 5 =$ _____

18) $12 - 3 =$ _____

19) $7 - 7 =$ _____

20) $8 - 7 =$ _____

Key question: what happens when you take away the number you start with (e.g. $5 - 5$, $7 - 7$)?



©2010 Math Salamanders Ltd.

MATH-SALAMANDERS.COM

Name _____

Date _____



MULTIPLICATION CHART
BLANK TIMES TABLES TO 12X12

X	1	2	3	4	5	6	7	8	9	10	11	12
1												
2												
3												
4												
5												
6												
7												
8												
9												
10												
11												
12												



©2020 Math Salamanders Ltd.

MATH-SALAMANDERS.COM